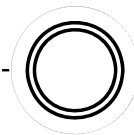




Child Care Results
insight made easy

Four small circles are arranged horizontally to the right of the text. From left to right, they are light grey, light grey, light grey, and dark grey.

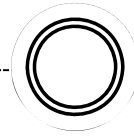
California Head Start Child Outcomes Bulletin 2011

Peter Huffaker
Child Care Results

April Morris
Child Care Results



Peter Huffaker, Partner
April Brownlow, Partner



Presenter Contact Information

Child Care Results

11664 National Blvd #126

Los Angeles, CA 90064

(800) 493-8621

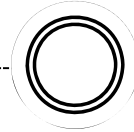
(800) 493-8621 fax

E-mail: april@childcareresults.com

E-mail: peter@childcareresults.com

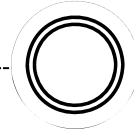
Website: www.childcareresults.com

Learning Objectives



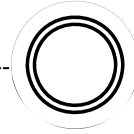
- **Understand Regression Analysis**
- **Understand the Methodology Used in the California Head Start Child Outcomes Bulletin 2011**
- **Understand the Results of the California Head Start Child Outcomes Bulletin 2011**
- **Be Comfortable using the Outcomes Bulletin to advocate your local leadership**

Largest Sample of DRDP-R Data Ever Collected



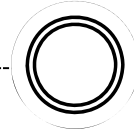
- **Collaboration between the California Head Start Association and Child Care Results**
- **42 Participating Head Start Programs from Across California**
- **Data collected on more than 24,500 children. The core analysis focused on the results of more than 10,200 children**
- **Bulletin used to educate Federal and State policy makers on the impact of Head Start.**

42 Participating Head Start Programs



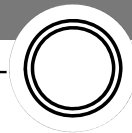
- Anaheim City School District, Orange County
- Berkley Albany YMCA, Alameda County
- Casa Blanca Head Start, Riverside County
- Center for Community and Family Services, Los Angeles County
- Chicano Federation, San Diego County
- Child Care Resource Center, Los Angeles County
- Child Development Resources of Ventura County
- Children of the Rainbow, San Diego County
- City of La Habra Head Start, Orange County
- Cochella Valley Unified School District, Riverside County
- Community Action Commission of Santa Barbara, Santa Barbara County
- Community Action Partnership of Kern, Kern County
- Community Action Partnership of San Luis Obispo, San Luis Obispo County
- Desert Sands Unified School District, Riverside County
- Episcopal Community Services, San Diego County
- Elk Grove Unified School District, Sacramento County
- Hemet Unified School District, Riverside County
- Irvine Unified School District, Orange County
- Kidango, Santa Clara and Alameda Counties
- KidZKount: Placer Community Action Council, Inc., Placer County
- Lake Elsinore Unified School District, Riverside County
- MAAC Project, San Diego County
- Moreno Valley Unified School District, Riverside County
- Neighborhood House Association, San Diego County
- Orange County Head Start
- Orange Children & Parents Together, Orange County
- Palm Springs Unified School District, Riverside County
- Pomona Unified School District, Los Angeles County
- Riverside County Office of Education
- Romoland School District, Riverside County
- Sacramento City Unified School District, Sacramento County
- Sacramento Employment & Training Agency, Sacramento County
- San Diego Unified School District, San Diego County
- San Jacinto Unified School District, Riverside County
- San Juan Unified School District, Sacramento County
- Santa Ana Unified School District, Orange County
- Santa Cruz Community Counseling Center, Santa Cruz County
- Sierra Cascade Family Opportunities, Lassen, Modoc, Plumas, & Sierra Counties
- Tulare County Office of Education
- Twin Rivers Unified School District, Sacramento County
- University of Southern California Head Start, Los Angeles County
- Women's Civic Improvement Club of Sacramento, Sacramento County

Advisory Committee



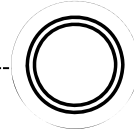
- Peter Huffaker, Partner, *Child Care Results*
- April Morris, Partner, *Child Care Results*
- Rick Mockler, Executive Director, *California Head Start Association*
- Kay Wernert, Director, *Marin Head Start*
- Wassy Tesfa, Head Start Administrator, *Center for Community and Family Services*
- Judy Cashell, Child Development Administrator, *Center for Community and Family Services*
- Jennifer McCulley, Education Manager, *Sierra Cascade Family Opportunities*
- Brenda Poteete, Executive Director, *Sierra Cascade Family Opportunities*

Methodology for the Outcomes Bulletin



**REGRESSION DISCONTINUITY DESIGN
(UGLY NAME – BEAUTIFUL ANALYSIS)**

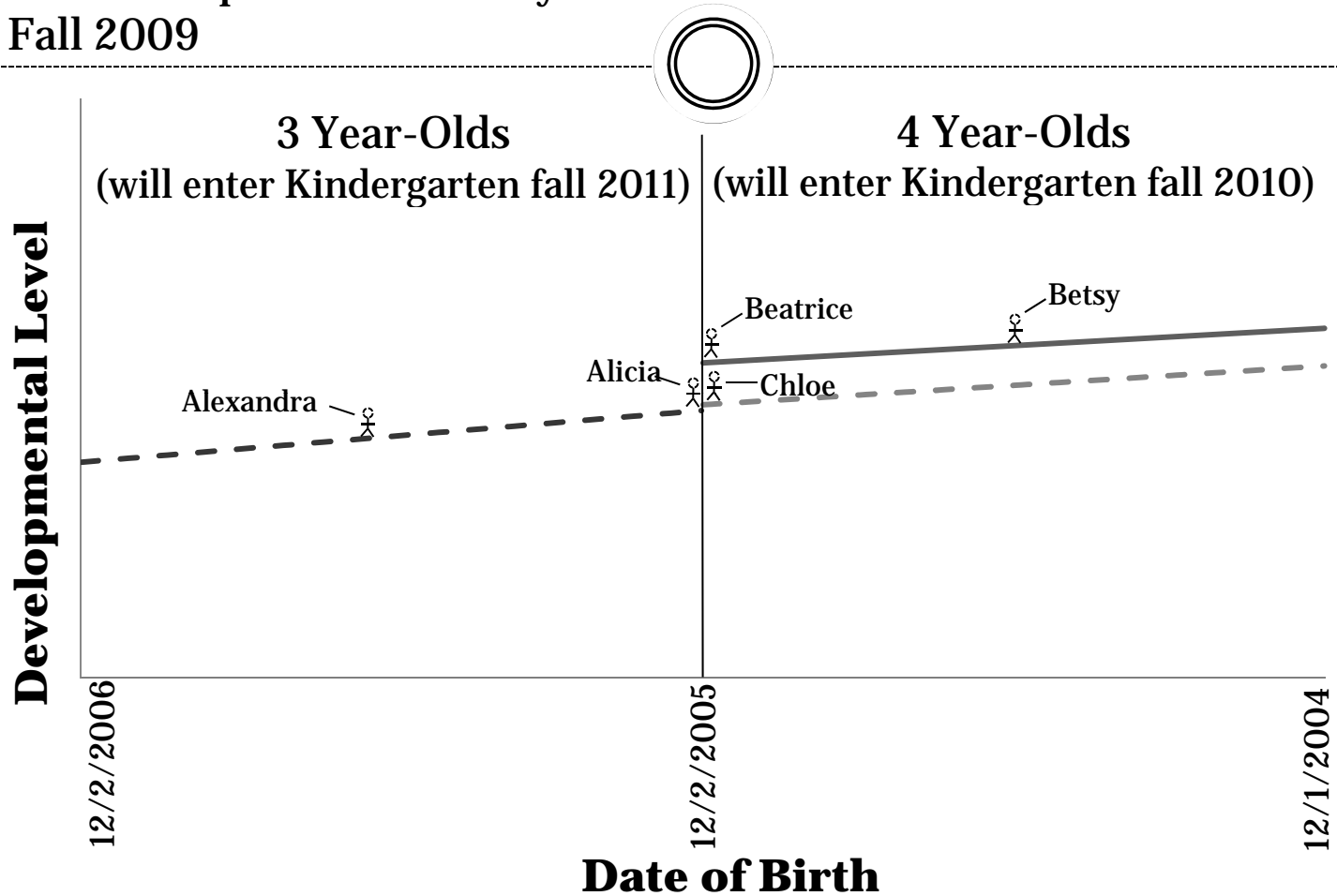
Characters Needed



- **Alicia (born 12/3/05)**
- **Alexandra (born 6/2/06)**
- **Beatrice (born 12/1/05)**
- **Betsy (born 6/2/2005)**

Math Developmental Domain

Expected Developmental Level by Date of Birth
From Fall 2009



- - 3 Year-Olds

— 4 Year-Olds Returning to Head Start

- - 4 Year-Olds New to Head Start

♀ Alicia – Born 12/3/2005

♀ Beatrice – Born 12/1/2005

♀ Chloe – Born 12/1/2005

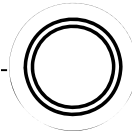
The Results



**CALIFORNIA HEAD START CHILD
OUTCOMES BULLETIN
2011**

Regression Scale Score Coefficient

Impact of Head Start



Developmental Domain	All Children Assessed Aug. to Dec. 2009				Only Children Assessed in Nov. 2009			
	365 Days	180 Days	90 Days	30 Days	365 Days	180 Days	90 Days	30 Days
Self Concept – Social Interpersonal Skills	12.71*	12.46*	11.60*	11.67*	11.30*	11.89*	10.72*	11.86*
Self Regulation – Safety and Health	13.71*	13.35*	11.94*	11.45*	12.23*	12.49*	10.81*	14.36*
Language – Literacy	11.48*	10.98*	9.10*	8.38*	10.28*	10.15*	8.08*	8.56**
Learning – Cognitive Competence	12.51*	11.96*	10.99*	8.94*	11.27*	11.42*	10.32*	10.26**
Math	12.79*	12.17*	10.77*	8.54*	11.31*	10.95*	10.21*	10.62**
Motor Skills	16.80*	16.15*	15.04*	15.75*	16.44*	16.17*	13.22*	13.96**

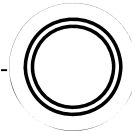
*significant at 0.1% confidence level.

** significant at 1% confidence level.

The results published in the California Head Start Child Outcomes Bulletin 2011 are in bold.

Effect Size Calculations

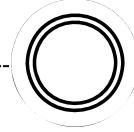
Impact of Head Start



Developmental Domain	All Children Assessed Aug. to Dec. 2009				Only Children Assessed in Nov. 2009			
	365 Days	180 Days	90 Days	30 Days	365 Days	180 Days	90 Days	30 Days
Self Concept – Social	0.74	0.73	0.68	0.70	0.64	0.68	0.62	0.70
Self Regulation – Safety and Health	0.70	0.68	0.60	0.59	0.60	0.61	0.53	0.71
Language – Literacy	0.75	0.72	0.59	0.56	0.65	0.66	0.52	0.57
Learning – Cognitive	0.73	0.71	0.65	0.56	0.64	0.66	0.60	0.63
Math	0.77	0.76	0.67	0.56	0.66	0.67	0.63	0.65
Motor Skills	0.67	0.65	0.59	0.65	0.64	0.64	0.52	0.56

The results published in the California Head Start Child Outcomes Bulletin 2011 are in bold.

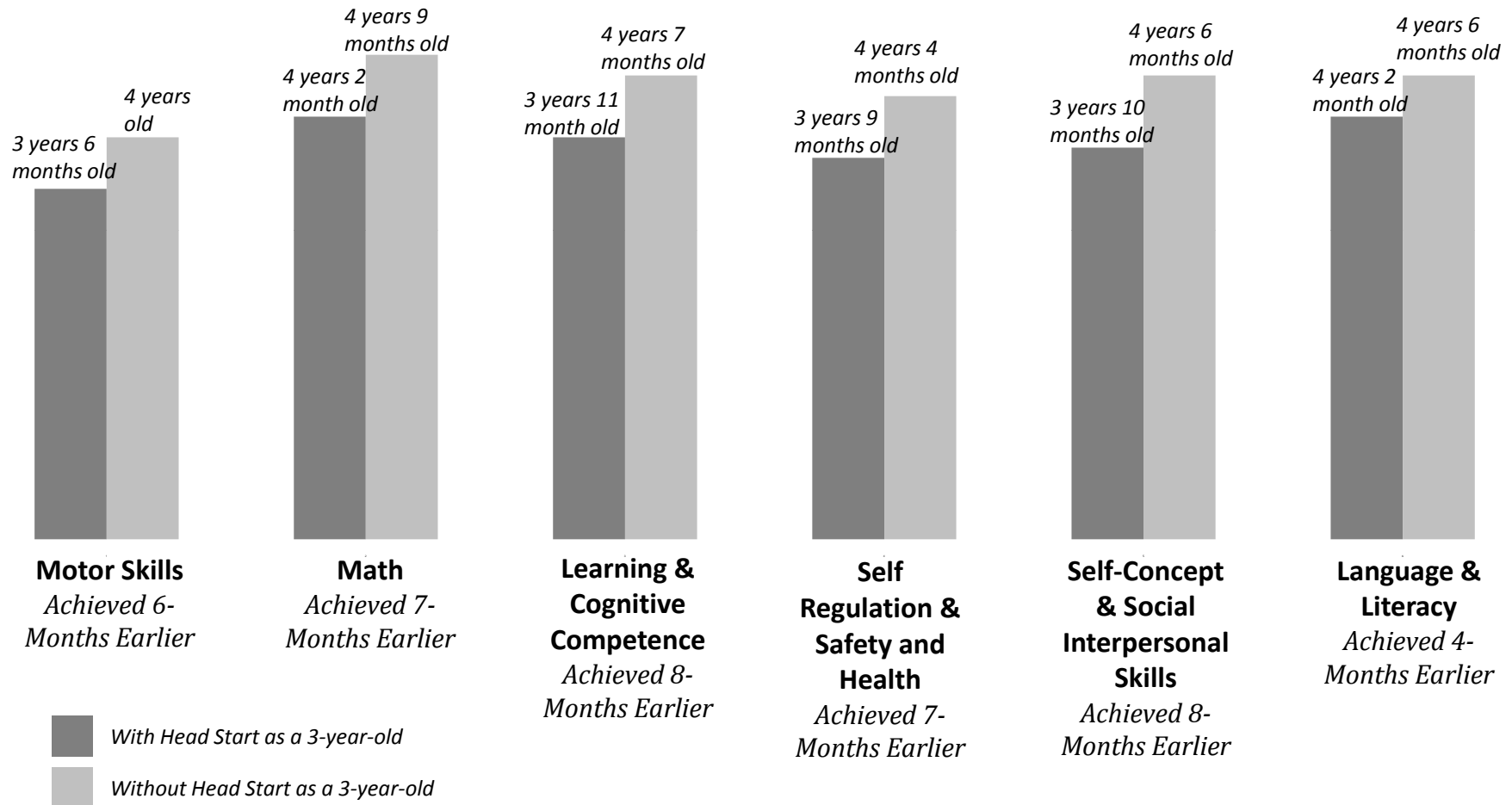
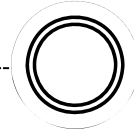
Communicating the Results



- Scale Score coefficients and Effect Sizes are the language of academia...
- ... But not the language of policy makers and Head Start staff.
- Our objective was to communicate the results in terms that were more intuitive for our audience but still accurate.

Head Start Impact

Expected Age at Which a Typical Head Start Eligible Child Reaches the “Developing” Developmental level on the DRDP-R

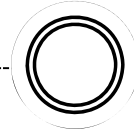


What Now?



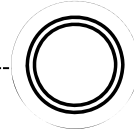
TURNING RESULTS INTO ACTION

Ideas for Using the Bulletin



- Present the findings of the bulletin to your Policy Council and Board of Directors
- Use it as an excuse to call you Congressional Representative (s) or their staff and share the bulletin
- Present the bulletin to local elected leaders
- Share the bulletin with your local school district
- Share the bulletin at community partner meetings (chamber of commerce)

For More Information...



www.caheadstart.org/ChildOutcomes2011

www.childcareresults.com/ChildOutcomes2011

Child Care Results
insight made easy ● ● ● ●